

FORTE acero inoxidable-metacrilato / stainless steel-methacrylate



pag. 126

ELEMENTOS / ELEMENTS

-  **jet masaje** | x3
massage jet
-  **duchón superior efecto lluvia**
rain effect overhead shower
-  **teleducha**
hand shower
-  **termostática con regulador de caudal**
thermostatic control with flow regulation

COLORES / COLORS



blanco
white



negro
black



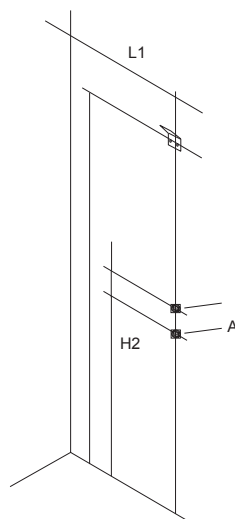
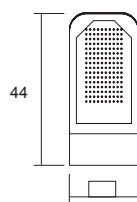
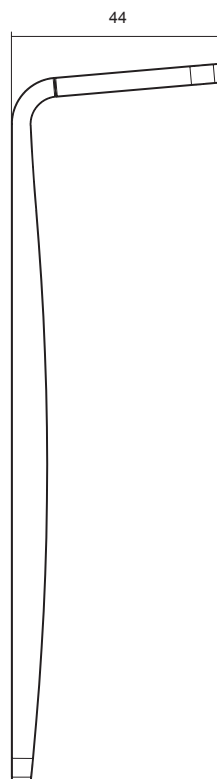
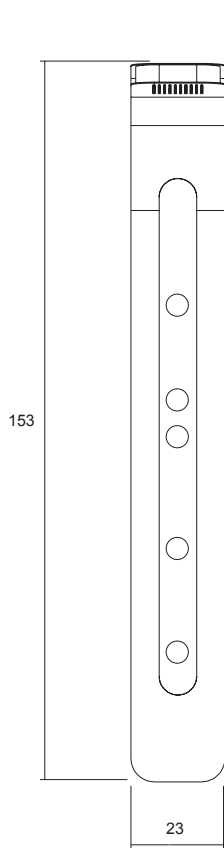
rojo
red

TAMAÑOS / SIZES

150X23

DETALLES / DETAILS

En página / Page: 185



columna frontal
front column

L1 = >20 cm

H1 = 181 cm

H2 = 95 cm

A: toma de agua fría
cold water inlet

B: toma de agua caliente
hot water inlet

