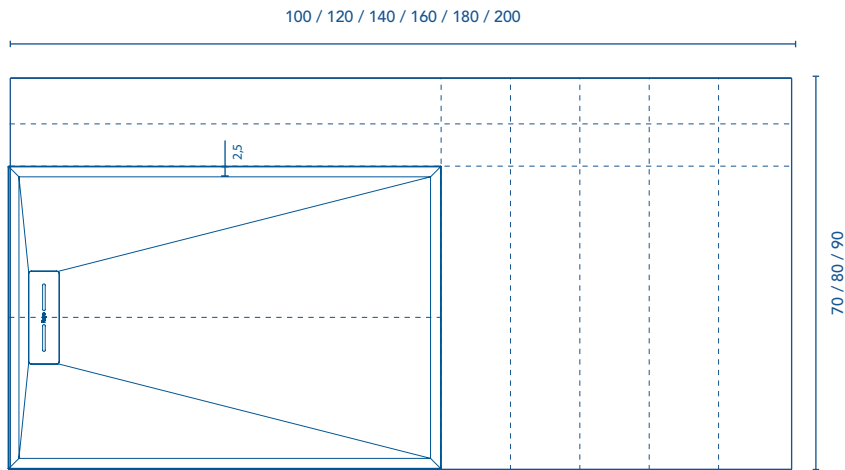


SHOWER TRAY



Shower tray thickness*

Long	Thickness
100 cm	2,8 cm
101 a 120 cm	3,1 cm
121 a 140 cm	3,4 cm
141 a 160 cm	3,7 cm
161 a 180 cm	4 cm
181 a 200 cm	4,3 cm

Same thickness for all widths of shower trays.

Grille positioning

Long	A
100 cm	8,3 cm
101 a 120 cm	8,8 cm
121 a 140 cm	9,3 cm
141 a 160 cm	9,8 cm
161 a 180 cm	10,4 cm
181 a 200 cm	10,9 cm

Same distance for all widths of shower trays.



If you need a special measure, attach your drawing.

CHARACTERISTICS:



Anti-slip surface.



Antibacterial.



Easy cleaning.



Cut to measure.

FINISHES



BLANCO HIELO




BLANCO HUESO



BEIGE



TOPO



SIMPLE GREY



DARK




COLOR RAL

* Measure in cm.

GRILLED



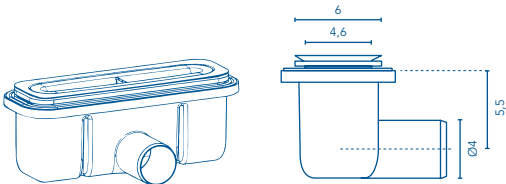
Stainless steel finished griled.



Griled same colour and texture than Sensai shower tray.

Griled and drain included with the purchase of any shower tray.

DRAIN



The valve drains 40 liters / minute.

MAINTENANCE AND CLEANING TIPS FOR TRAYS AND PANELS

Routine cleaning requires simply to rinse the tray with water and any commercial bathroom cleaner, then wipe down with a soft cotton cloth.

Anti-lime cleaning products can be used to maintain screens or partitions clean. First apply to the tray and then rinse with water. It is important to have good ventilation in the bathroom.

Never use scouring pads (such as Scotch Brite or pads with natural fibres), as they may scratch the surfaces. The regular use of cleaning products or disinfectants containing solvents or acids should be avoided.

Stubborn whitish stains can be removed using concentrated vinegar or a descaling agent diluted with water, at a ratio of 1 litre of descaling agent to 3 litres of water. First remove the mesh, then apply the product and let it react for 15 minutes, and finally rinse with plenty of water.

Stains of any other colour can be removed using a cloth soaked with ammonia. Wipe the stain with the cloth, allow the ammonia to react, then clean it away. If the stain persists, soak a cloth in universal solvent and repeatedly apply to the stain. Following this treatment, you must wait 48 hours before using the tray.

FINISHES



BLANCO HIELO




BLANCO HUESO



BEIGE



TOPO



SIMPLE GREY



DARK



COLOR RAL

* Measure in cm.