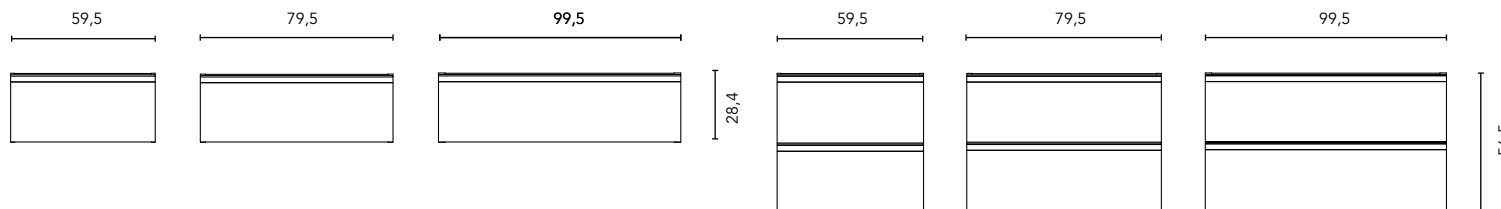


FURNITURE AND AUXILIARIES

FURNITURE

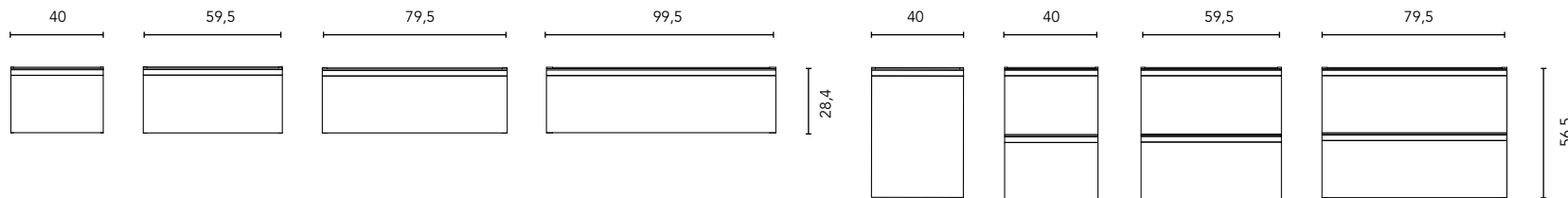
Depth 45



Unit with drain protection and drawer organizer. Unit without handle. It must be customized with a handle for each drawer.

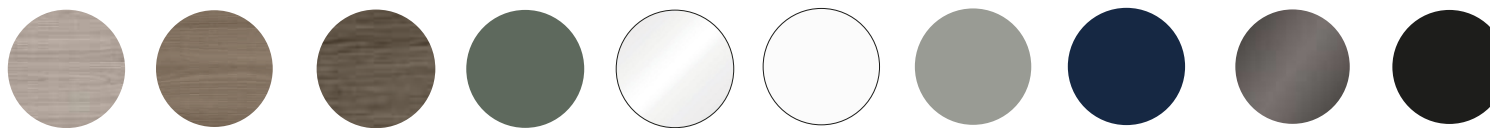
BASE UNITS

Depth 45



Auxiliary unit, without drain protection and drawer organizer. Unit without handle. It must be customized with a handle for each drawer.

FINISHES



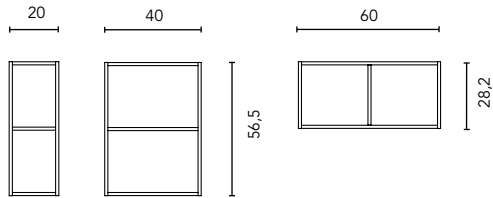
SANDY GREY SANDY WALNUT ETERNITY OAK PURE GREEN GLOSS WHITE MATT WHITE MATT SAND MATT NAVY BLUE GLOSS ANTHRACITE MATT BLACK

* Measure in cm.

AUXILIARIES

OPEN MODULE

Depth 45



HANDLE

Measurements 40/60/80/100



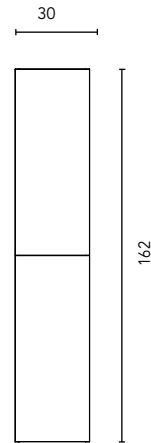
Choose your handle from the different finishes available. It must be customized with a handle for each drawer.

Handle finishes:



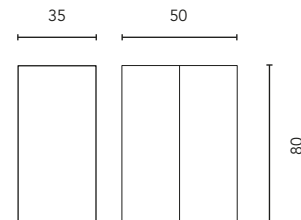
COLUMN

Depth 24




WALL UNIT

Depth 15



TOP

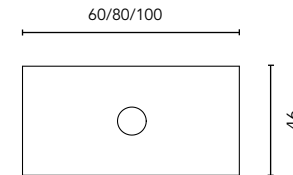
Depth 46 / Melamine thickness 1,6 / Lacquered thickness 1,9



Doesn't admit washbasin.

MACHINED WORKTOPS


Depth 46 / Melamine thickness 1,6 / Lacquered thickness 1,9



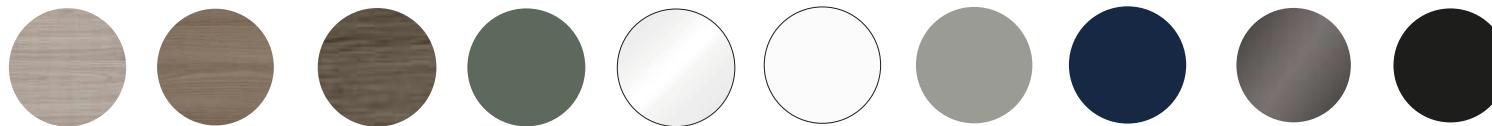
Worktops valid only for 60, 80 and 100cm modules with central basin.

WORKTOPS

Depth 46 / Mineral cover - Thickness 1,2 / Marble stone - Thickness 2 / Concretech - Thickness 1,5 / Melamine thickness 1,6 / Lacquered thickness 1,9



FINISHES

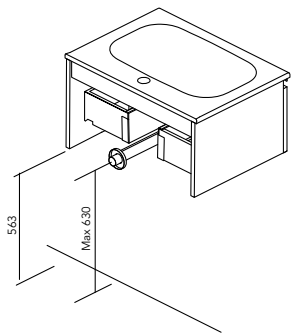


SANDY GREY SANDY WALNUT ETERNITY OAK PURE GREEN GLOSS WHITE MATT WHITE MATT SAND MATT NAVY BLUE GLOSS ANTHRACITE MATT BLACK

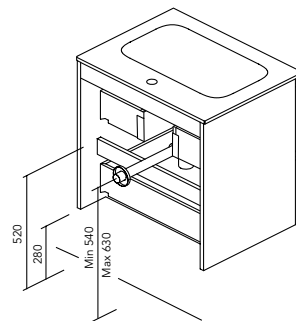
* Measure in cm.

Tube depth 7 cm.

1 Drawer



2 Drawers



SIDE PANELS	FRONTS	DRAWERS				FINISHES	FINISHES FRONTS	HANDLE	RANGE	
Fiberboard 16 mm	Fiberboard 18 mm	Partially extraction Hettich	Smoky leather interior	Drawer organiser	Soft close	Flat lacquering / Melamine	Flat lacquering / Melamine	Metal handle	D.46	Suspended

* Dimensions indicated in the drawing are based on the level of the whole leg, in case of wall hanging the furniture dimensions. The measures of these schemes are represented in mm.